

MyAVID.org

2013 Handbook

Homepage Overview

- [Account Profile](#)
- [Contact Search](#)
- [Organization Search](#)

Certification

- [AVID Certification Systems](#)
- [Initial Self-Study \(ISS\) – Fall](#)
- [Certification Self-Study \(CSS\)- Spring](#)

AVID Community

- [AVID Live](#)
- [AVID Blog](#)
- [AVID Data](#)
- [Discussion Forums](#)
- [File Sharing](#)
 - [Breadcrumbs](#)
 - [Adding and Locating Favorites](#)
 - [AVID Essentials](#)
 - [District Directors](#)
 - [Rating Files](#)
- [Homepage of Today's Meetings](#)

Data Collection

- [Elementary & Secondary Data Collection](#)
- [School Data](#)
- [Student Lists](#)

E-Learning

- [On Demand Modules](#)
- [SI – Launches and Boosts](#)
- [Enable Pop-Up Windows](#)
- [Plug-ins and Downloads](#)

Event Registration

- [Event Registration Wizard](#)
- [Summer Institute](#)

AVID eStore

Contact Us

Homepage Overview



Let's take a look at the MyAVID homepage: <https://my.avid.org/default.aspx>

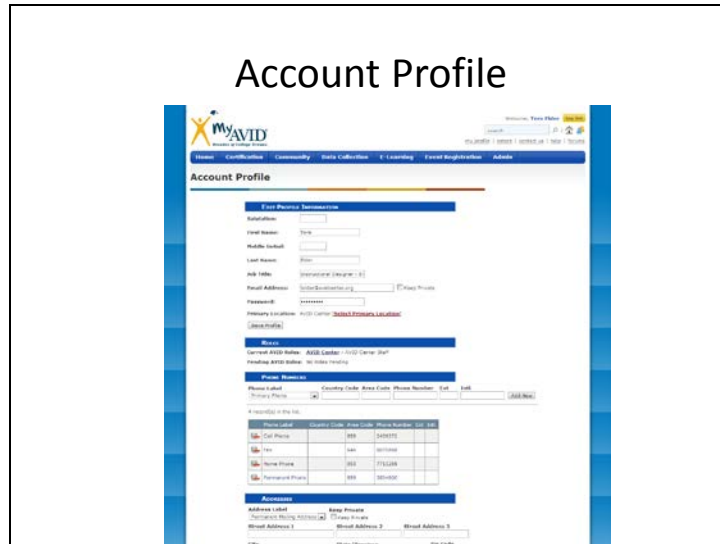
Action items – Items that need review depending on your role.

Quick Links – Resources available depending on your role.

- Summer Bridge Resources: AVID Center Staff and any MyAVID user with a Summer Bridge Role
- AVID Excel Resources: AVID Center Staff and any MyAVID user with an AVID Excel Role
- AVID Weeks at a Glance: Any MyAVID user with a Site Coordinator and/or Elective Teacher Role
- Texas Data Collection II: AVID Center Staff and any MyAVID user with a primary location or role at a TX district or school.
- Central Division File Sharing: Any MyAVID user with a primary location or role at a Central Division district or school will see this link.
- *District Name, Division Name (i.e. AVID Center Eastern Division), State*: Depending on what roles the user has, links to various site team info will appear based on the location of their role.
- Show All Site Teams: If MyAVID user has multiple locations/roles (more than 4), than an additional link titled this will appear that will expand and display all of their site team links.
- My Site Team: This link will display for users with a Site Coordinator role and it will target to their school's organization page.

Professional learning – If you want to attend training or learn more about professional learning opportunities, this is an area where you can obtain more information.

Account Profile



<https://my.avid.org/profile.aspx>

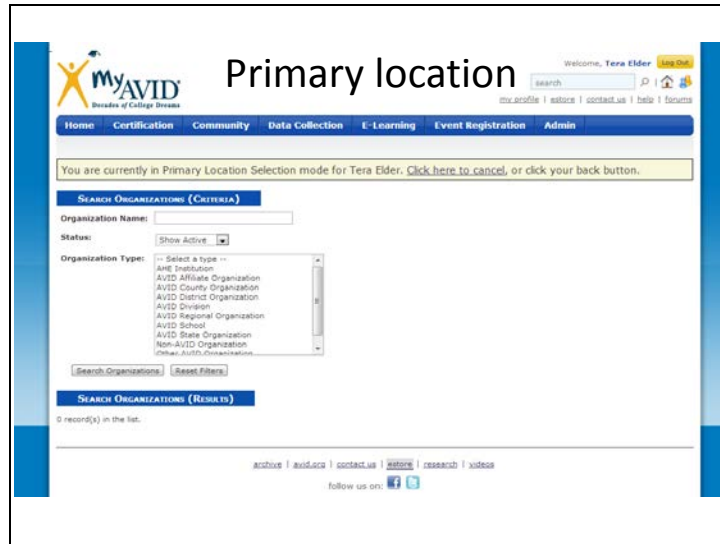
Want to make sure your information is up to date? Check out your Account Profile.

Need to change your role in your Account Profile? Contact your District Director or Site Coordinator. You can also email avidinfo@avidcenter.org or Call 858-380-4800 and ask for the Help Desk.

Please note:

- Phone numbers will be available via the contact search.
- If your contact information is marked private, only AVID Center will have access.
- It is important to keep your email address continually updated as it is the main way AVID corresponds.

Account Profile – Primary Location



To modify your primary location on your Account Profile, email avidinfo@avidcenter.org or call 858-380-4800 and ask for the Help Desk.

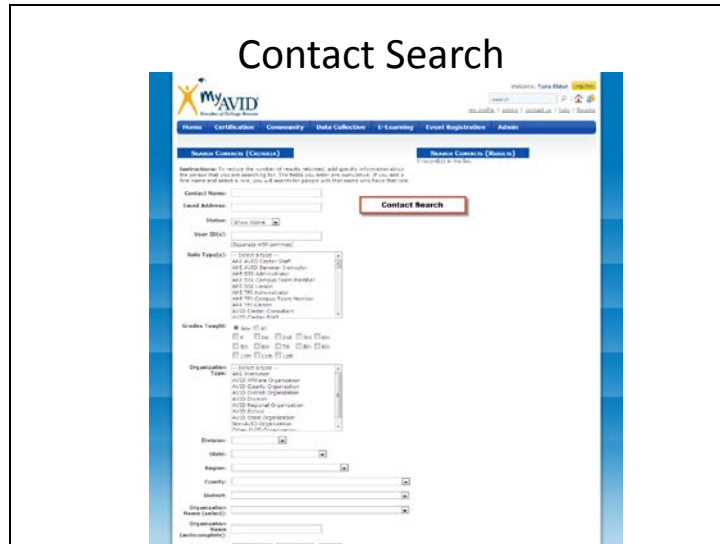
Contact Search



Looking for someone? Utilize the Contact Search.

Continued on next page...

Contact Search - Continued



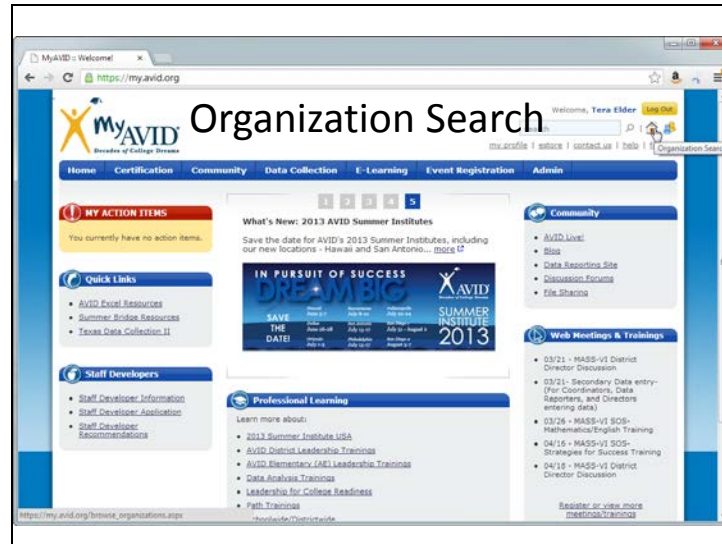
https://my.avid.org/browse_contacts.aspx

Interested in Networking?

I am sure you met a lot of new people in your strand, if you ever want to reconnect with them; you can search for them under their name.

The Contact Search allows you to filter by state, district, etc. You can export the search results to CSV which opens in Microsoft Excel for offline access to contact information.

Organization Search



https://my.avid.org/browse_organizations.aspx

If you are interested in knowing what other AVID schools are in your area, you can search for them through MyAVID's Organization Search.

Continued on next page...

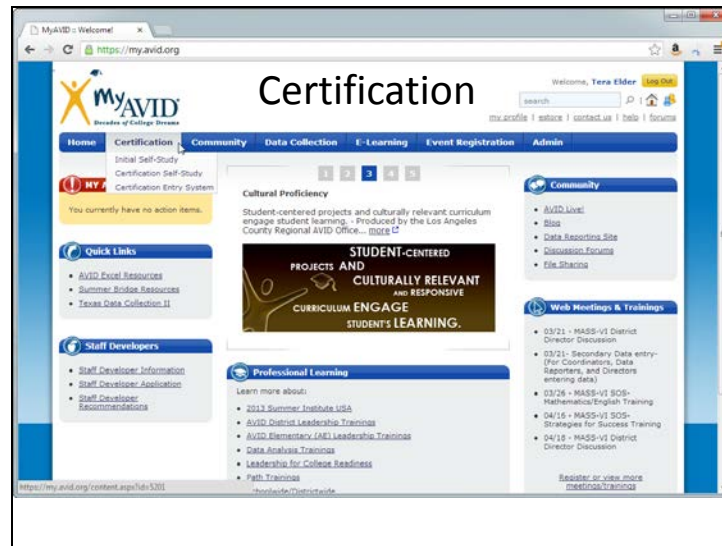
Organization Search – Continued



https://my.avid.org/browse_organizations.aspx

When you select the Status and Organization Type, you will have the ability to Export your search results to a CSV (Excel) document.

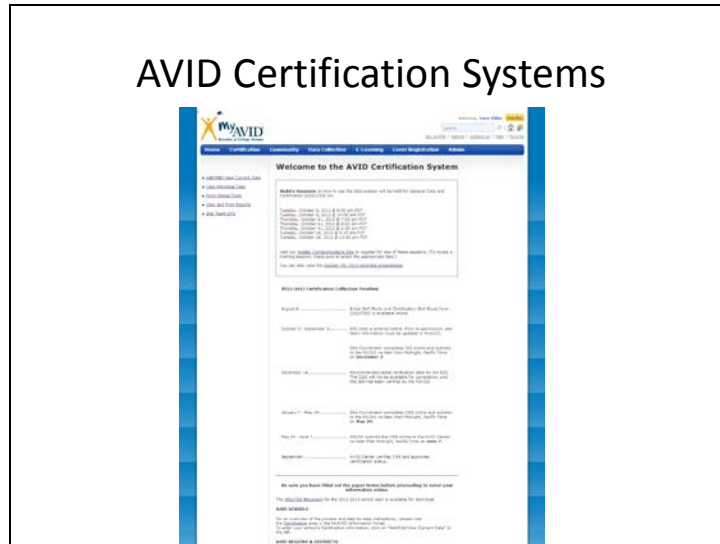
Certification



<https://my.avid.org/content.aspx?id=5201>

Continued on next page...

AVID Certification Systems



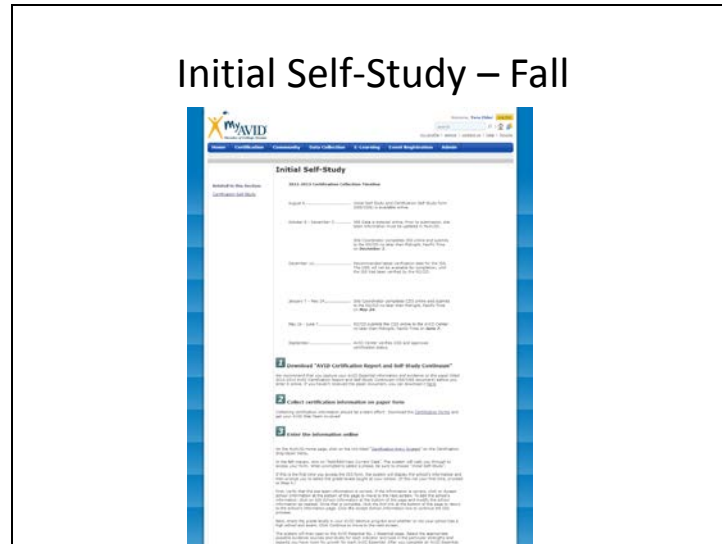
Please be sure to visit the AVID Certification section of MyAVID to complete your ISS and CSS.

WebEx Sessions are offered on how to use the data system are held for General Data and Certification (ISS/CSS). To find a list of dates and times, check out:

<https://my.avid.org/certification/default.aspx>.

Continued on next page...

Initial Self-Study (ISS) – Fall



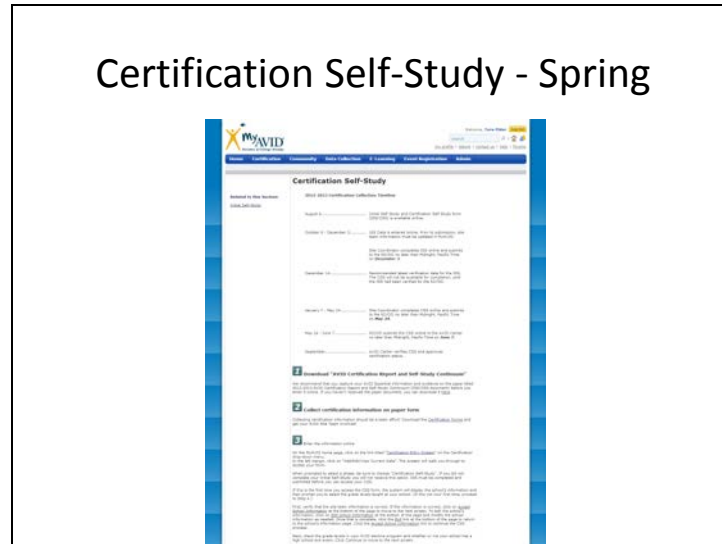
To access and complete your Initial Self Study (ISS) in the Fall, please go to the Certification Section of MyAVID: <https://my.avid.org/content.aspx?id=5206>

If you would like to download a copy of the current year's ISS for printing or offline reading, you may do so in the File Sharing: http://my.avid.org/file_sharing/default.aspx?id=24426

AVID recommends downloading a paper version to complete by hand to have an easy reference when you go to fill out the digital form online.

Continued on next page...

Certification Self-Study (CSS) – Spring



To access and complete your Certification Self Study (CSS) in the Spring, please go to the Certification Section of MyAVID: <https://my.avid.org/content.aspx?id=5205>

If you would like to download a copy of the current year's CSS for printing or offline reading, you may do so in the File Sharing: http://my.avid.org/file_sharing/default.aspx?id=24426

AVID recommends downloading a paper version to complete by hand to have an easy reference when you go to fill out the digital form online.

Community

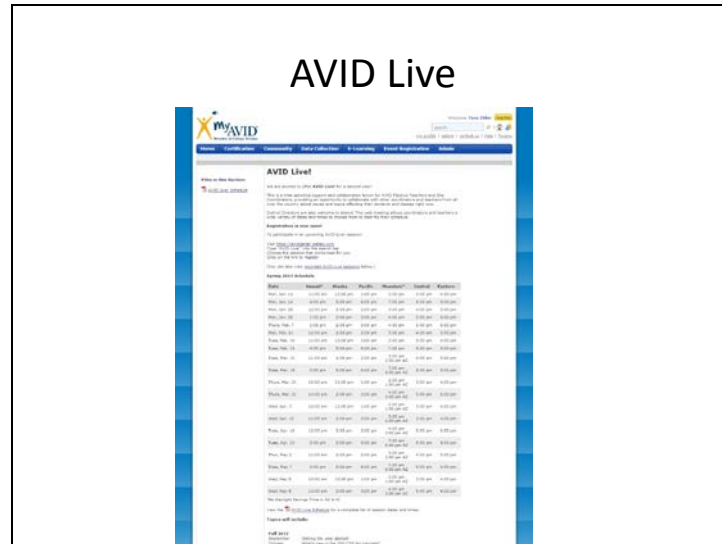


<https://my.avid.org/community/>

As part of the AVID family, you have many ways to virtually connect with other AVID educators from around the globe. Here, you can share ideas and insights and take advantage of other AVID programs for resources and best practices.

Continued on next page...

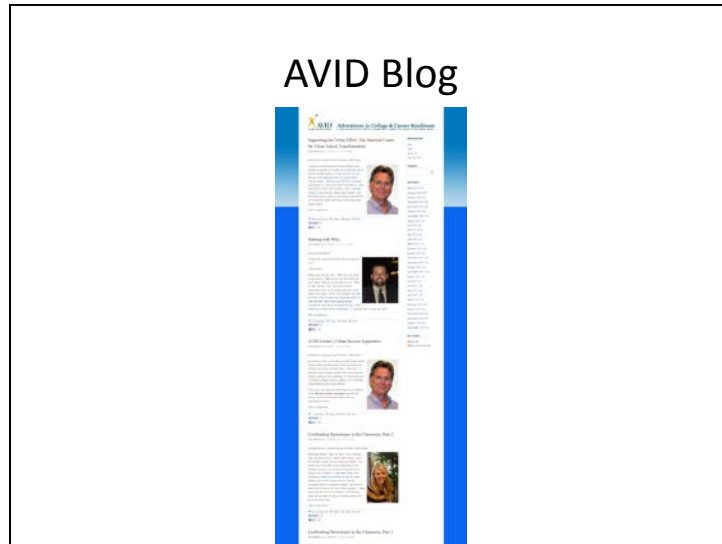
AVID Live



<https://my.avid.org/content.aspx?id=6200>

AVID Live - a time sensitive support and collaboration forum for AVID Elective Teachers and Site Coordinators, providing an opportunity to collaborate with other coordinators and teachers from all over the country about issues and topics affecting their students and classes right now.

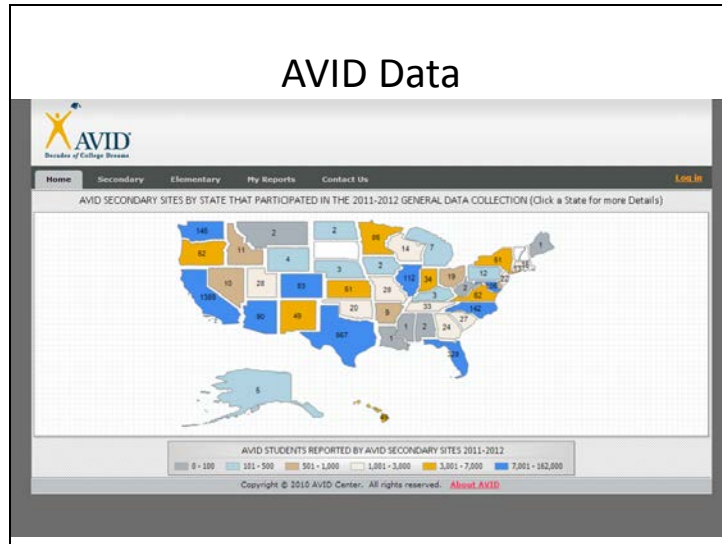
AVID Blog



<http://avidcollegeready.org/>

Blog - Follow AVID's Adventures in College & Career Readiness blog and comment on current efforts in preparing all students for success in a global society.

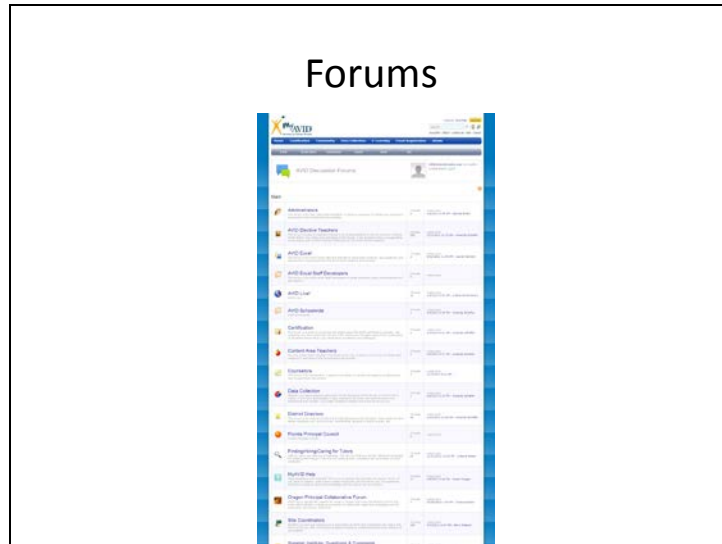
AVID Data



Data Reporting Site - View reports created from the information reported to AVID Center during the AVID General Data Collection, AVID Senior Data Collection, and AVID Certification.

Questions? Contact aviddata@avidcenter.org.

AVID Discussion Forums



<https://my.avid.org/forums/default.aspx>

Discussion Forums - Share best practices and learn from AVID educators from around the world.

AVID File Sharing

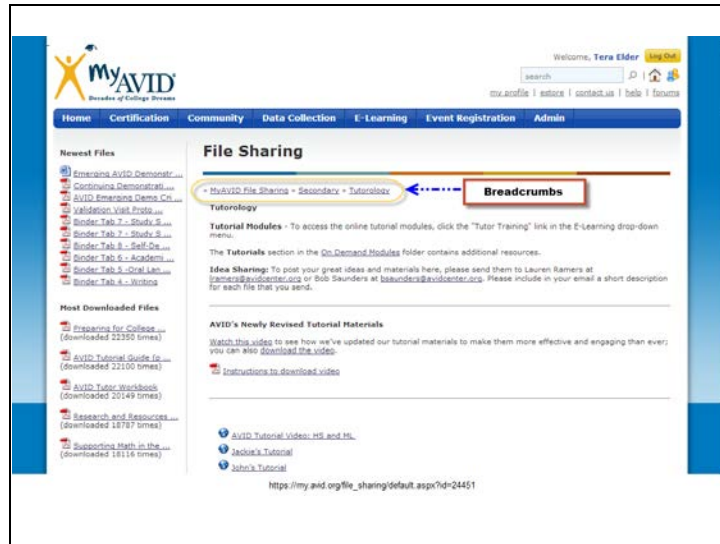


https://my.avid.org/file_sharing/default.aspx

File Sharing - Find resources for implementing AVID at your school and documents from various trainings.

Continued on next page...

AVID File Sharing – Breadcrumbs



Surf through File Sharing utilizing AVID’s File Sharing Breadcrumbs. These crumbs leave a trail to easily backtrack.

Continued on next page...

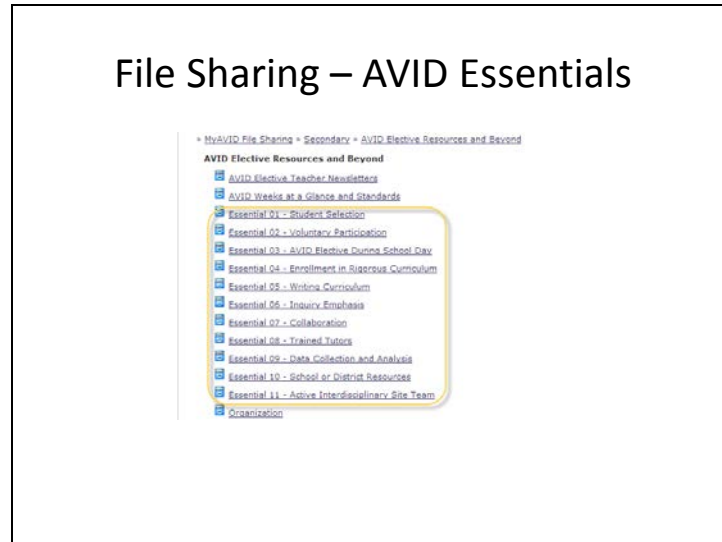
AVID File Sharing – Favorites



Find a terrific file? Add it to your Favorites for future reference.

Continued on next page...

AVID File Sharing – AVID Essentials



http://my.avid.org/file_sharing/default.aspx?id=24442

Check out our frequently visited “AVID Elective Resources and Beyond” section of File Sharing to find the resources you need broken down by essentials.

Continued on next page...

AVID File Sharing – District Directors



http://my.avid.org/file_sharing/default.aspx?id=24448

District Directors: In need of ADL, SWCRCT, Certification, Curriculum, Data Collection, Professional Development, Tutorology resources along with WICOR Observation Forms? Look no further!

Please note: Only District Directors will have access to this section.

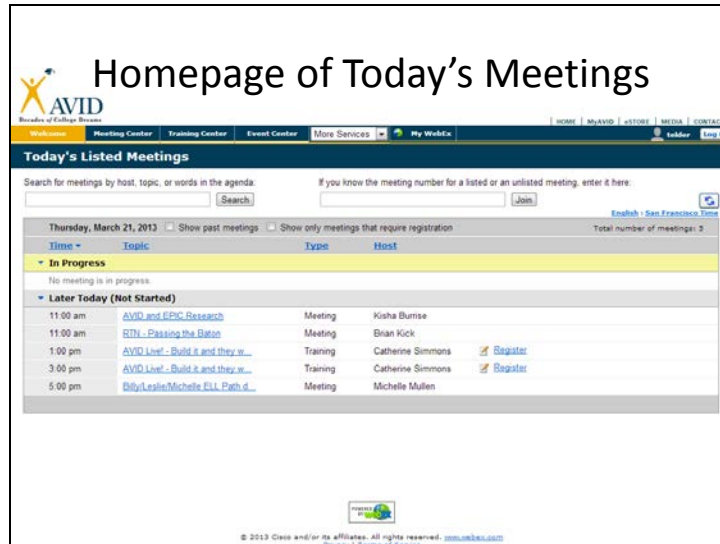
Continued on next page...

AVID File Sharing – Rating Files



Did you find a file/resource on AVID’s File Sharing helpful or was it lacking? Please utilize our rating feature. Rating items will allow you to keep track of items you have reviewed, while providing the AVID Center with continual feedback.

AVID's Online Meetings and Trainings

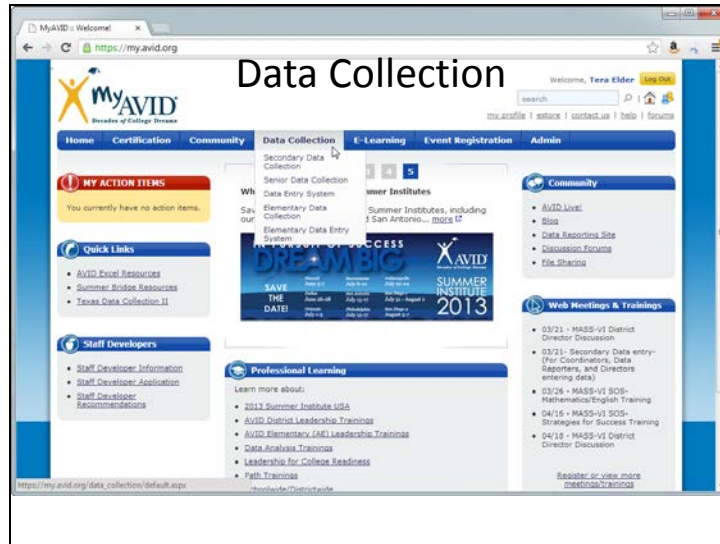


Interested in AVID's online meetings and trainings?

- Go to: <http://my.avid.org/default.aspx>
- Under "Web Meetings & Trainings"
- Click on "Register or view more meetings/trainings"
- You will then be directed to:
<https://avidcenter.webex.com/mw03071/mywebex/default.do?siteurl=avidcenter>

Online meetings and trainings open for registration will have a "Register" icon next to the meeting. The descriptions will note who the targeted audience is (state specific, certain AVID roles, etc.).

AVID's Data Collection

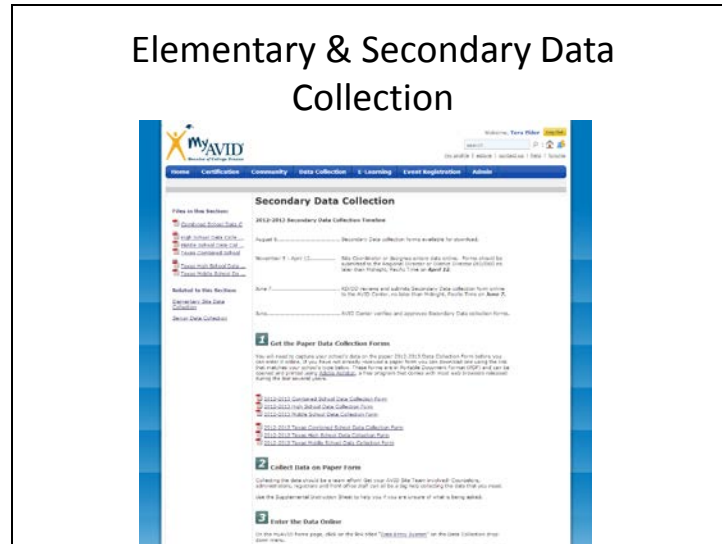


https://my.avid.org/data_collection/default.aspx

The Data Reporting Site (<https://data.avidcenter.org/>) is currently open to the public; however there are reports under the 'My Reports' that require a login/password. If there are any questions regarding this site you can contact aviddata@avidcenter.org.

Continued on next page...

Elementary & Secondary Data Collection



<http://my.avid.org/content.aspx?id=5207> – Secondary Data Collection

<http://my.avid.org/content.aspx?id=5210> – Senior Data Collection ***Keep in mind the deadline dates.***

http://my.avid.org/data_collection/home.aspx – Data Entry System

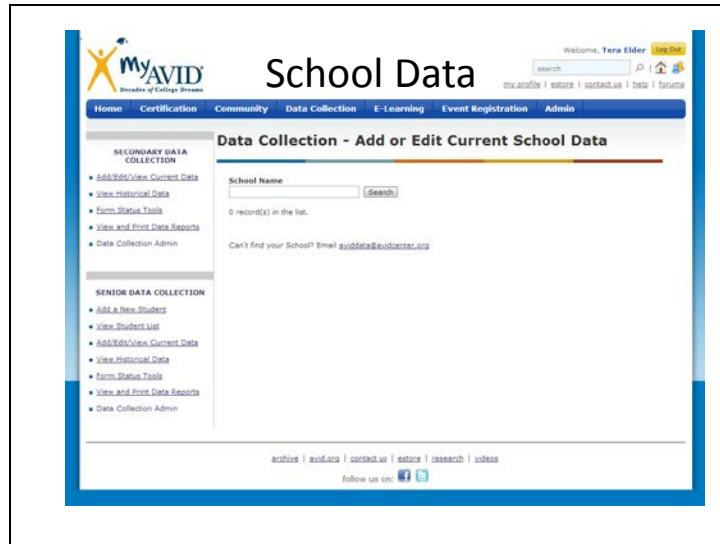
http://my.avid.org/data_collection/elementary_home.aspx - Elementary Data Collection

http://my.avid.org/data_collection/elementary_default.aspx - Elementary Entry

Please note: Based on your role, your access may be limited to either Elementary or Secondary links.

Continued on next page...

Data Collection – School Data

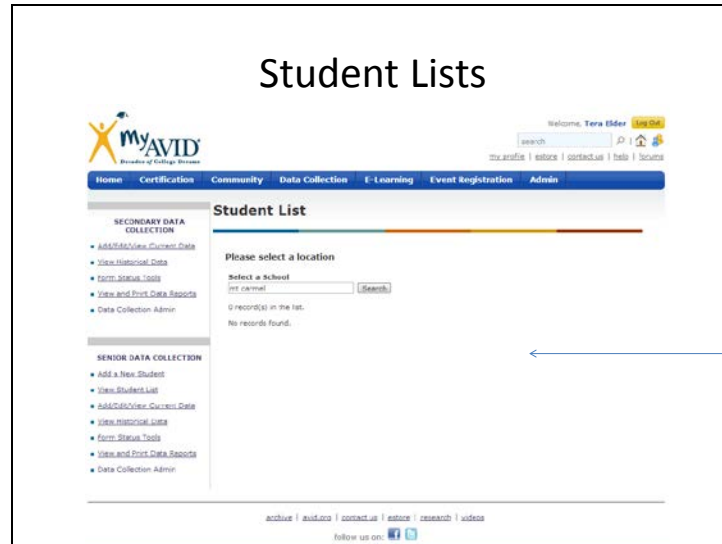


https://my.avid.org/data_collection/general/select_school.aspx

You will oversee the data collection process here.

Continued on next page...

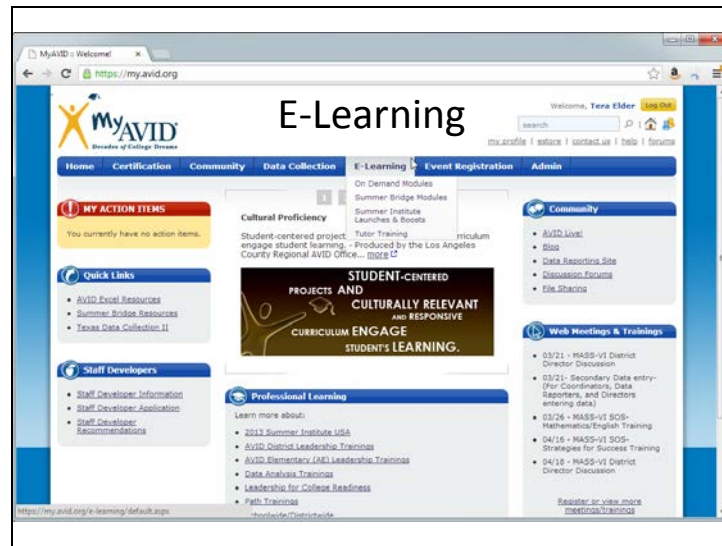
Data Collection – Student Lists



http://my.avid.org/data_collection/student_list.aspx

If you have seniors in your program, the AVID elective teacher will oversee the data collection process here.

AVID's E-Learning



<http://my.avid.org/e-learning/default.aspx>

Locate the E-Learning section through the dropdown menu on MyAVID's homepage.

Continued on next page...

AVID's E-Learning – Continued



<http://my.avid.org/e-learning/default.aspx>

MyAVID Tour - This course includes videos that show you how to log-in and use the MyAVID website.

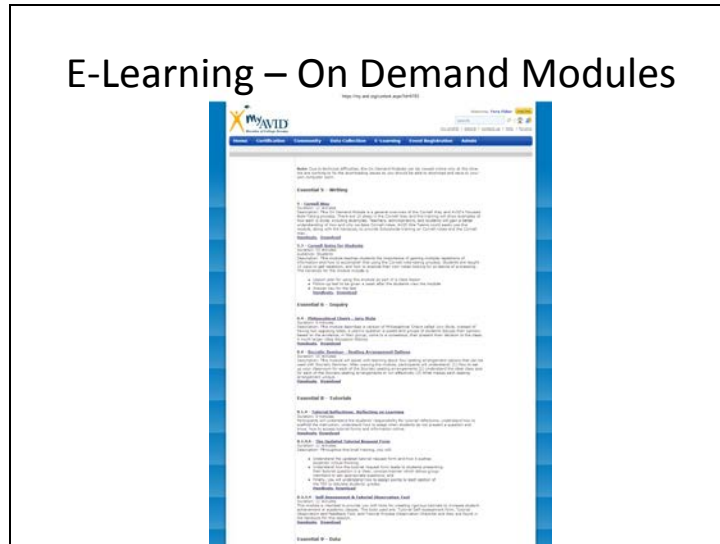
On Demand Modules - Trainings on a variety of topics recorded by AVID staff that offer 24-7 e-learning opportunities.

Summer Institute Launches & Boosts - Online blended learning modules for select Summer Institute Strands.

Tutor Training - This multimedia tool gives step-by-step instructions on how to conduct effective tutorials including what should happen before, during and after a tutorial session. Video clips include actual tutorials in classrooms, highlighting students asking higher-level questions and problem solving in collaborative groups.

Continued on next page...

AVID's E-Learning – On Demand Modules



<http://my.avid.org/content.aspx?id=6193>

Please note: These videos **will** work on most tablets and smart phones.

Continued on next page...

SI – Launches & Boosts



<http://my.avid.org/default.aspx?lmsredirect=1>

Looking for the AVID Summer Institute Launches and Boosts?

- Go to: <http://my.avid.org/e-learning/default.aspx>
- Click on: Summer Institute Launches and Boosts
- Under “Courses – My Learning”, you will see the Summer Institute Courses you are registered for.
- Click on the current year you are registered for.
- After you have clicked on the current year, you will see all of the courses you are assigned appear (as seen above).

Please note: These courses **will not** work on iPhones or iPads at this time.

Continued on next page...

Enable Pop-Up Windows



Please ensure that you have your **pop-up blockers disabled** for the Summer Institute Boosts and Launches.

Unsure? Check out these resources below:

- Microsoft Internet Explorer: <http://windows.microsoft.com/en-us/windows-vista/internet-explorer-pop-up-blocker-frequently-asked-questions>
- Google Chrome: <http://support.google.com/chrome/bin/answer.py?hl=en&answer=95472>
- Mozilla Firefox: <http://support.mozilla.org/en-US/kb/pop-blocker-settings-exceptions-troubleshooting>
- Further Reading (including Apple Safari support)
<http://www.lbl.gov/ehs/training/webcourses/globalAssets/CourseRequirements/disablePopups/disablepopups.html>

Continued on next page...

Troubleshooting

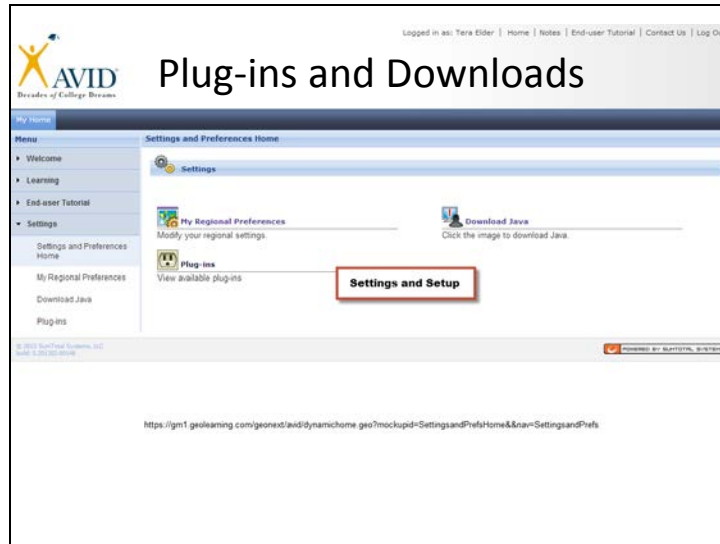


Has your web browser seen the plugin doctor recently? Every web browser needs a check-up. Look at the vulnerability my browser is exposed to above. To ensure all E-Learning modules work for you, please visit this plugin check often.

- Go to <https://www.mozilla.org/en-US/plugincheck/>
- Click “Update Now” on items that are not up to date.
- Restart your web browser after updates are complete.
- You are now ready to dive in to AVID’s E-Learning Modules: <http://my.avid.org/e-learning/default.aspx>

Continued on next page...

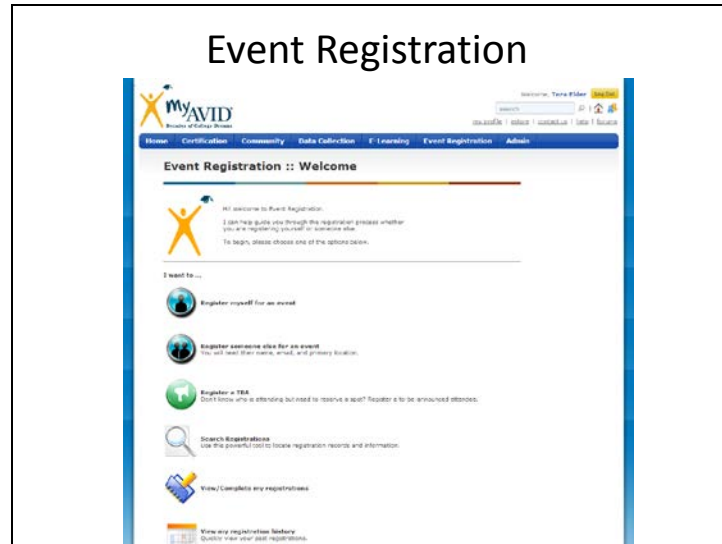
Troubleshooting – Continued



<https://gm1.geolearning.com/geonext/avid/dynamichome.geo?mockupid=SettingsandPrefsHome&nav=SettingsandPrefs>

Experiencing technical difficulties with the E-Learning content?
Visit the Settings and Preferences Home within our Learning Management System for additional downloads and plugins your computer may need.

Event Registration



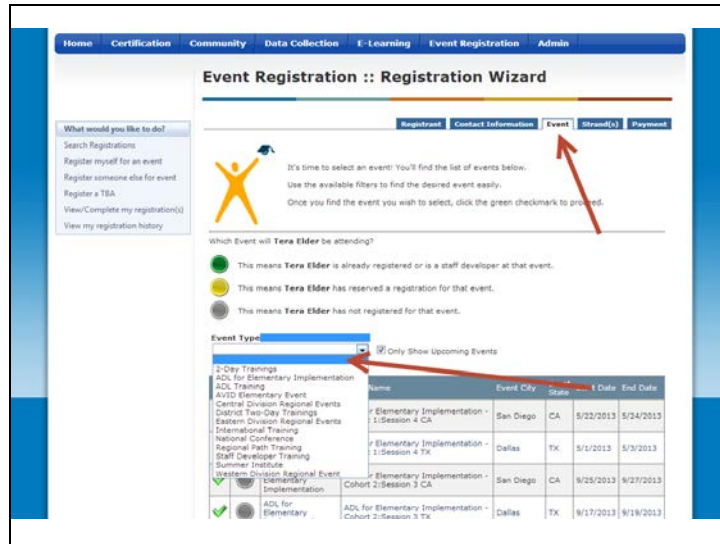
http://my.avid.org/event_registration/default.aspx

To view upcoming events to register yourself for, visit the Event Registration page.

Please note: Not many users will have the access/ability to register someone else for an event.

Continued on next page...

Event Registration Wizard



http://my.avid.org/event_registration/default.aspx

Register for AVID events in a breeze with the Registration Wizard.

Click "Register myself for an event"

Click "Event" tab

Use dropdown menu for "Event Type" ...and follow the yellow brick road! ☺

Continued on next page...

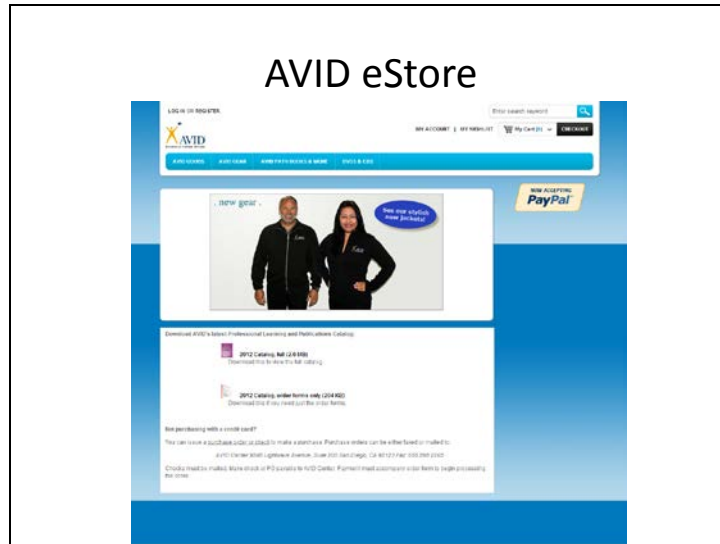
Summer Institute Registration



<http://my.avid.org/default.aspx>

As Summer Institutes approach each year, you will find links on your MyAvid homepage.

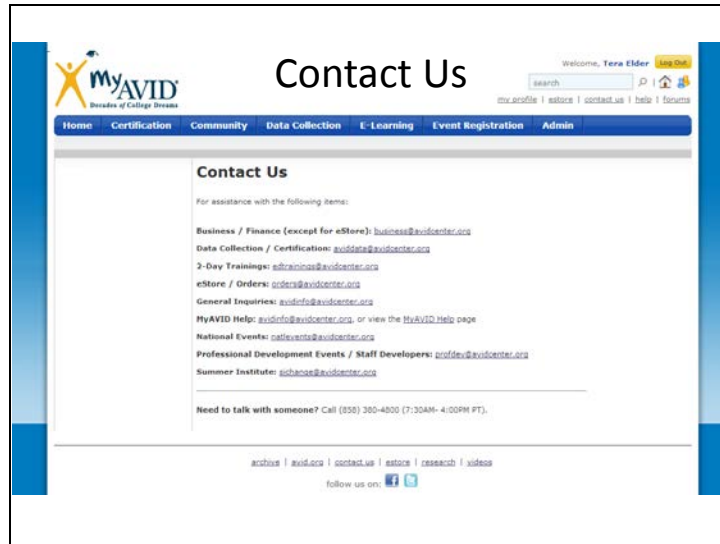
AVID's eStore



<https://avidcenter.gostorego.com/>

Please visit our AVID eStore to purchase AVID Gear and Merchandise.

Contact Us



<http://my.avid.org/content.aspx?id=4510>

Need assistance? Please visit our "Contact Us" page for department emails.